


THE BATH HOUSE
RESTORATION NOTEBOOK
FEBRUARY - JULY 2010



THE BATH HOUSE RESTORATION NOTEBOOK

Restoration of the Louis I. Kahn Trenton Bath House and Day Camp began February 2010.

In addition to the restoration, a new Snack Bar and Plaza will be built.

GENERAL CONTRACTOR – BATH HOUSE AND DAY CAMP RESTORATION :

WU & ASSOCIATES, INC.
CHERRY HILL, NEW JERSEY

GENERAL CONTRACTOR – SNACK BAR AND PLAZA:

DE SAPIO CONSTRUCTION, INC.
FRENCHTOWN, NEW JERSEY

ARCHITECT:

FAREWELL MILLS GATSCH ARCHITECTS LLC

Questions regarding the restoration should be directed to:

Marisa Wieczorek, PP/AICP
Senior Planner, Mercer County Planning Division
Phone: 609-989-6549
Email: mwieczorek@mercercounty.org

All photographs by the Mercer County Planning Division unless otherwise noted.

THE BATH HOUSE RESTORATION NOTEBOOK

SUMMARY – PROJECT AND SCHEDULE

The Bath House and Day Camp restoration and new Snack Bar and Plaza projects were bid in December 2009 with awards made to two general contractors in January 2010.

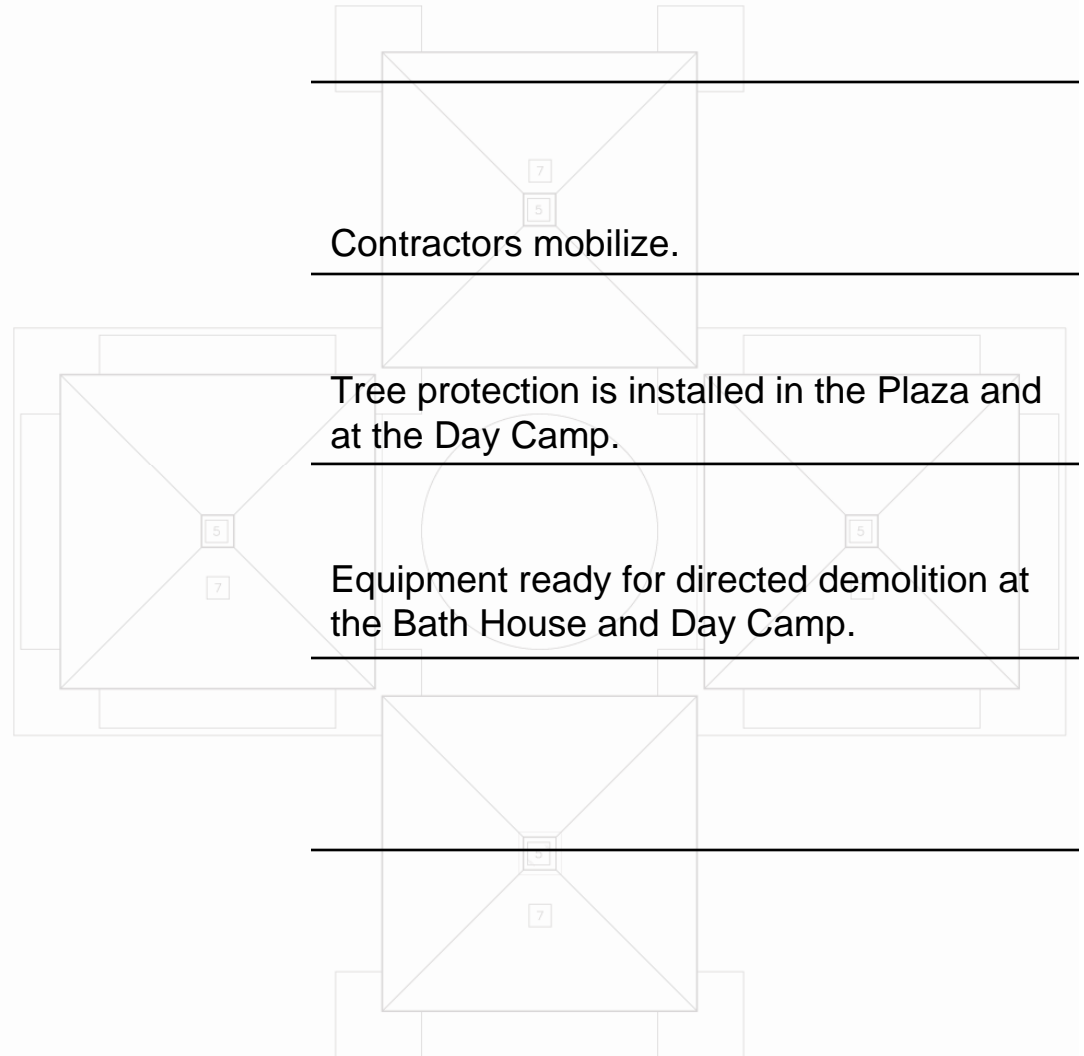
The Bath House and Day Camp restoration project is funded with a matching grant through the Garden State Historic Preservation Trust Fund and the Mercer County Open Space, Recreation and Historic Preservation Trust Fund. The Snack Bar and Plaza project is funded with the Mercer County Open Space, Recreation and Historic Preservation Trust Fund. The New Jersey Historic Trust/State of New Jersey administers the Garden State Historic Preservation Trust.

In accordance with the New Jersey Register of Historic Places Act, the New Jersey State Historic Preservation Office authorized the projects in December 2008.

	<u>Bath House</u>	<u>Day Camp</u>	<u>Snack Bar</u>	<u>Site</u>
February	<ul style="list-style-type: none"> Mobilization Removal of interior CMU walls Removal of concrete floor slabs Removal of plumbing/electrical 	<ul style="list-style-type: none"> Removal of Pavilion A and Pavilion B 	<ul style="list-style-type: none"> Tree protection 	<ul style="list-style-type: none"> Tree protection
	<ul style="list-style-type: none"> New shingle roof Footings for CMU walls New concrete slabs 	<ul style="list-style-type: none"> Concrete footings Set structural steel 	<ul style="list-style-type: none"> Steel framing 	<ul style="list-style-type: none"> Install ornamental fence Accessible ramp/rails
April	<ul style="list-style-type: none"> Clean CMU New CMU walls Plumbing/electrical rough-ins Pool office fit outs 	<ul style="list-style-type: none"> Form/fit Filigree panels Pour concrete footings/roof Concrete floor slabs 	<ul style="list-style-type: none"> Roof enclosure Concrete plaza 	
	<ul style="list-style-type: none"> Replace/repair damaged CMU Lighting Toilet partitions/bench accessories Restore mural 	<ul style="list-style-type: none"> Wood fascia Concrete curbs Circular feature of stabilized gravel 	<ul style="list-style-type: none"> Interior fit-out Punch list 	<ul style="list-style-type: none"> Concrete sidewalk Landscaping
	<ul style="list-style-type: none"> Plumbing fixtures Painting 	<ul style="list-style-type: none"> Site restoration Punch list 		
July	<ul style="list-style-type: none"> Punch list 			

THE BATH HOUSE RESTORATION NOTEBOOK

FEBRUARY – WEEK 1



Contractors mobilize.

Tree protection is installed in the Plaza and at the Day Camp.

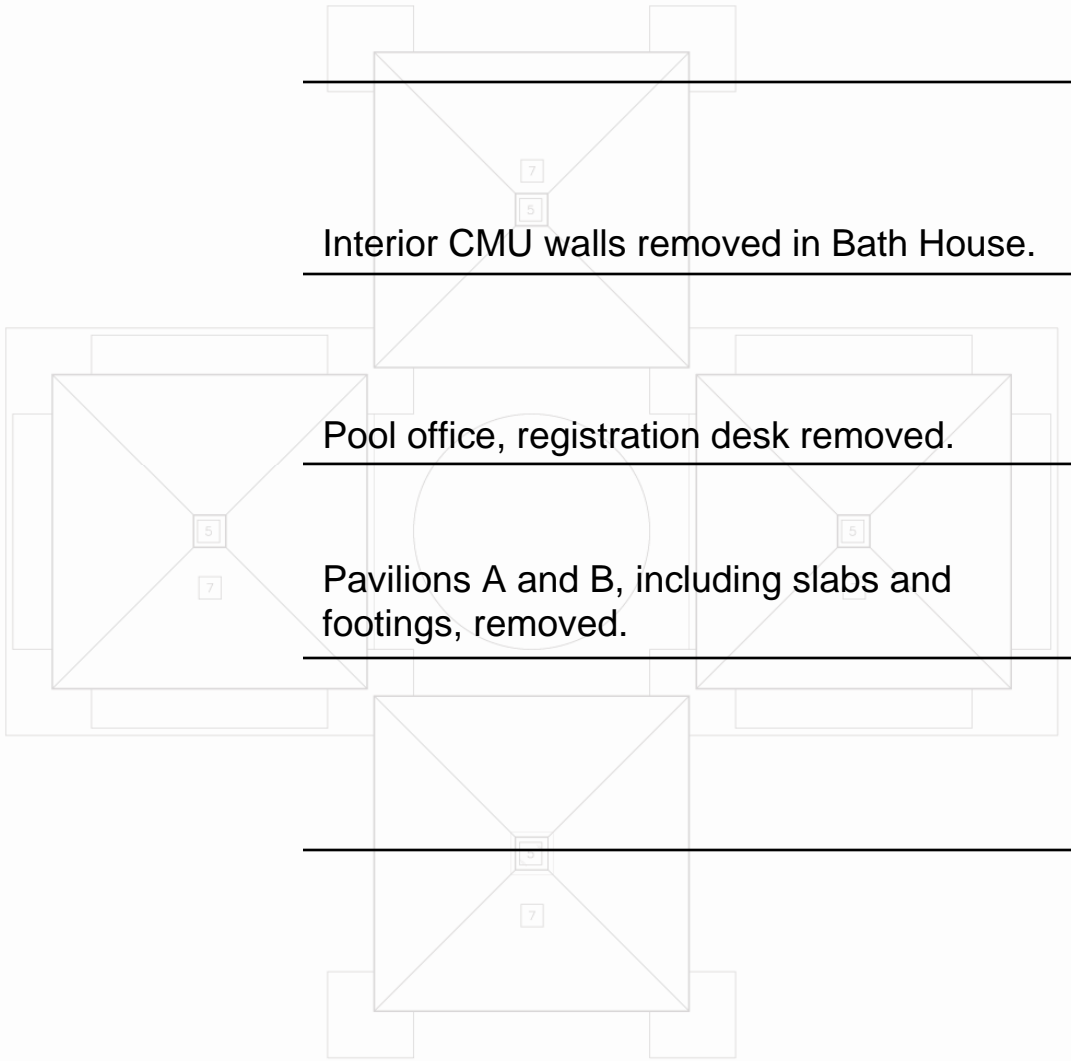
Equipment ready for directed demolition at the Bath House and Day Camp.

THE BATH HOUSE RESTORATION NOTEBOOK

FEBRUARY – WEEK 2



Robert Rudolph, Wu & Assoc.



Interior CMU walls removed in Bath House.

Pool office, registration desk removed.

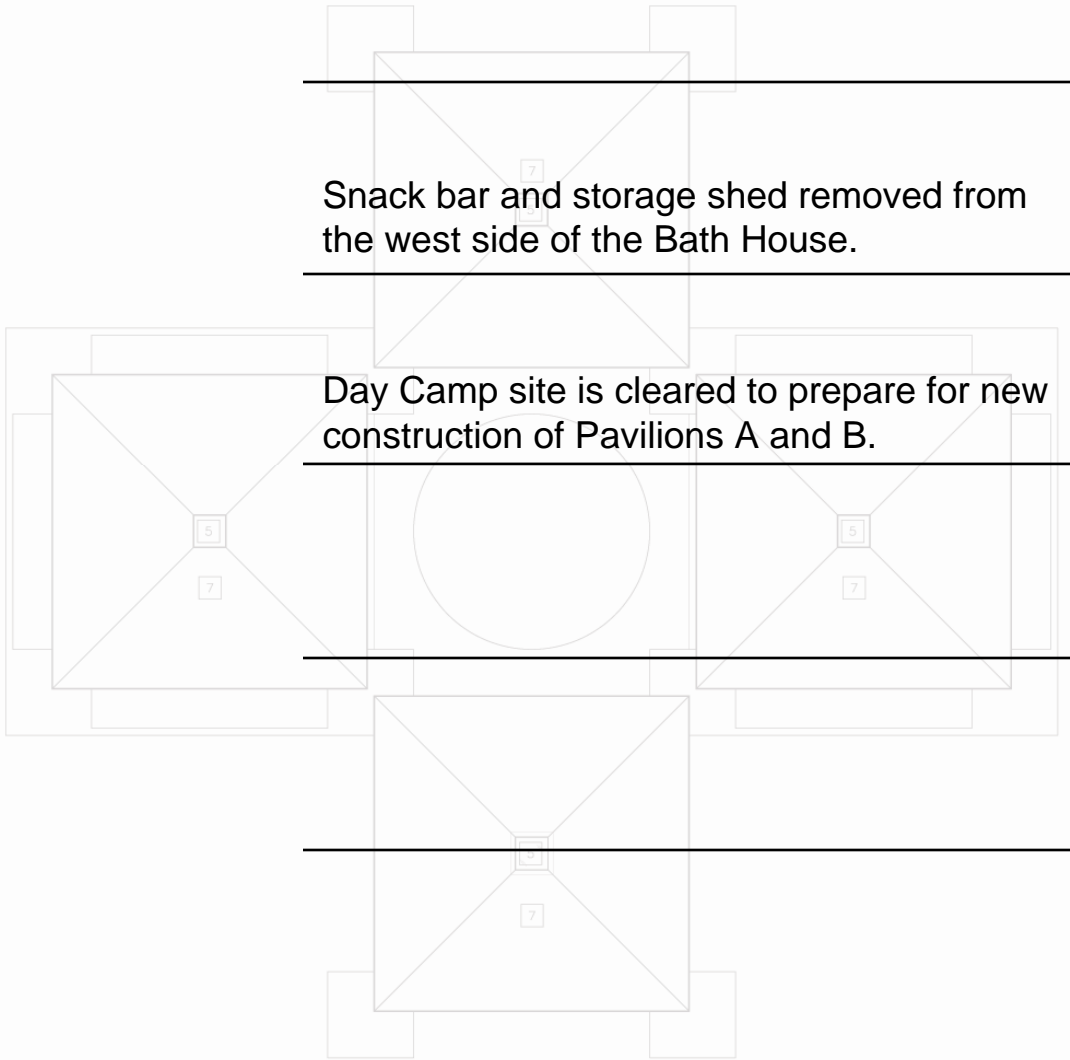
Pavilions A and B, including slabs and footings, removed.

THE BATH HOUSE RESTORATION NOTEBOOK

FEBRUARY – WEEK 3



Robert Rudolph, Wu & Assoc.



Snack bar and storage shed removed from the west side of the Bath House.

Day Camp site is cleared to prepare for new construction of Pavilions A and B.

